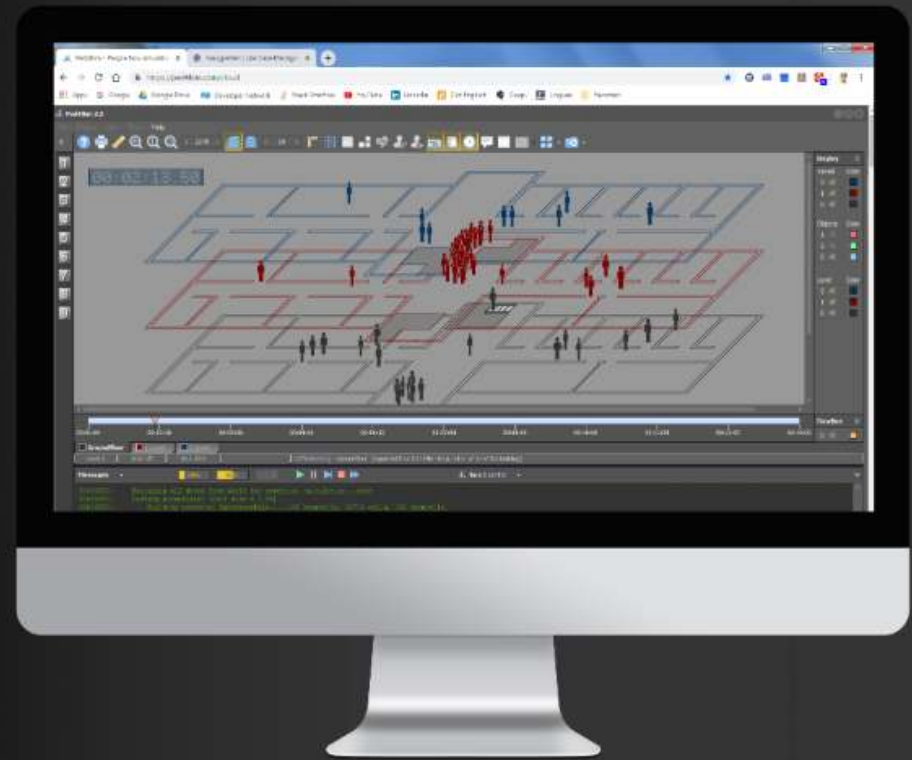




People Flow Simulation for BIM - in the cloud

On-demand, no special hardware, no updates, no maintenance.



Next Generation Crowd Simulation

Why people simulation ?

Plan and build fully optimized buildings and infrastructures.

SUSTAINABLE

Test the sustainability of your buildings and infrastructure regarding occupancy and people movement.

EFFICIENT


Assure the efficient use of planned infrastructure and buildings to avoid later refurbishments.

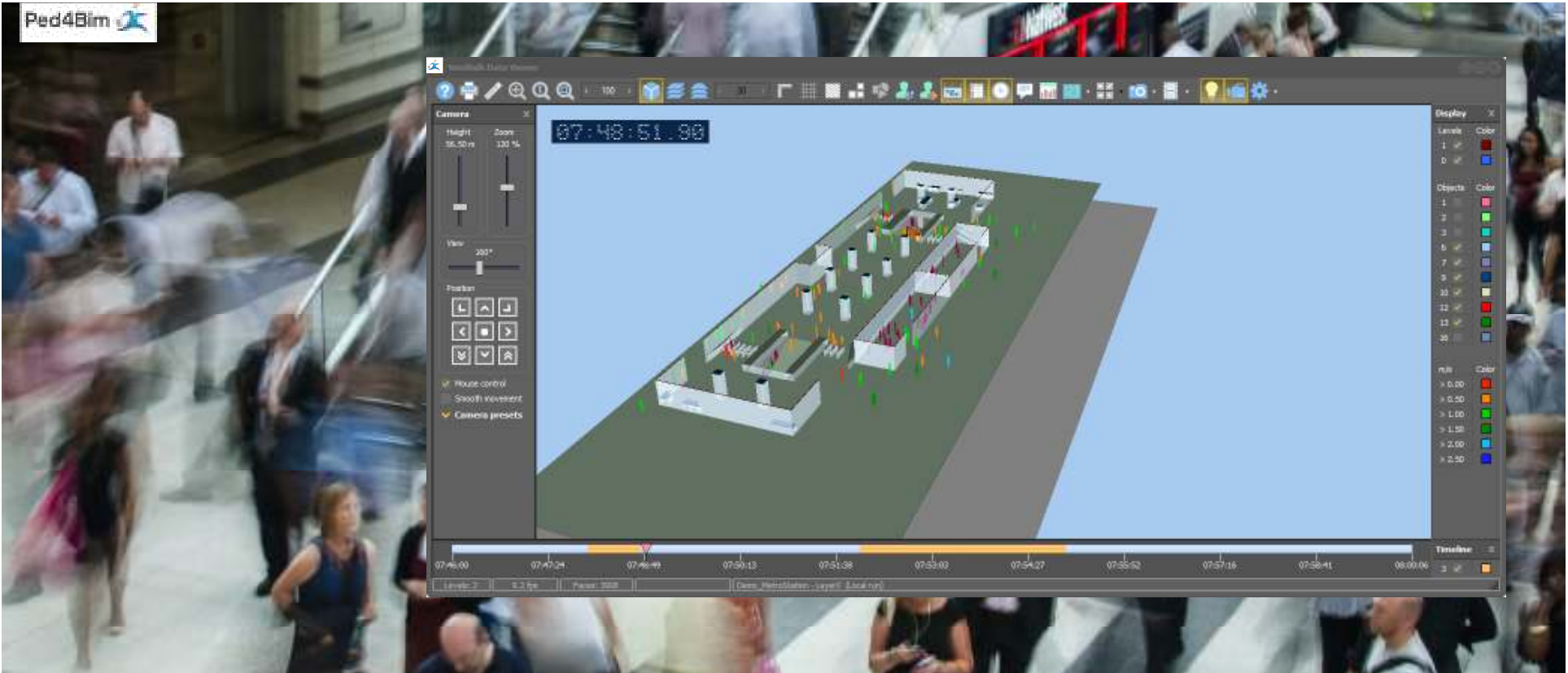
SAFE

Secure the safety of your buildings in fire or other emergencies already in the planning phase.

OPTIMIZED

Optimize occupancy and movement dynamics in business, retail and tenant spaces.





Focus on BIM & cloud simulation

Ped4BIM –
The fastest and
most integrated
way to use people
simulation in BIM.



Ped4Bim 



Fully integrated
with BIM
IFC workflows.

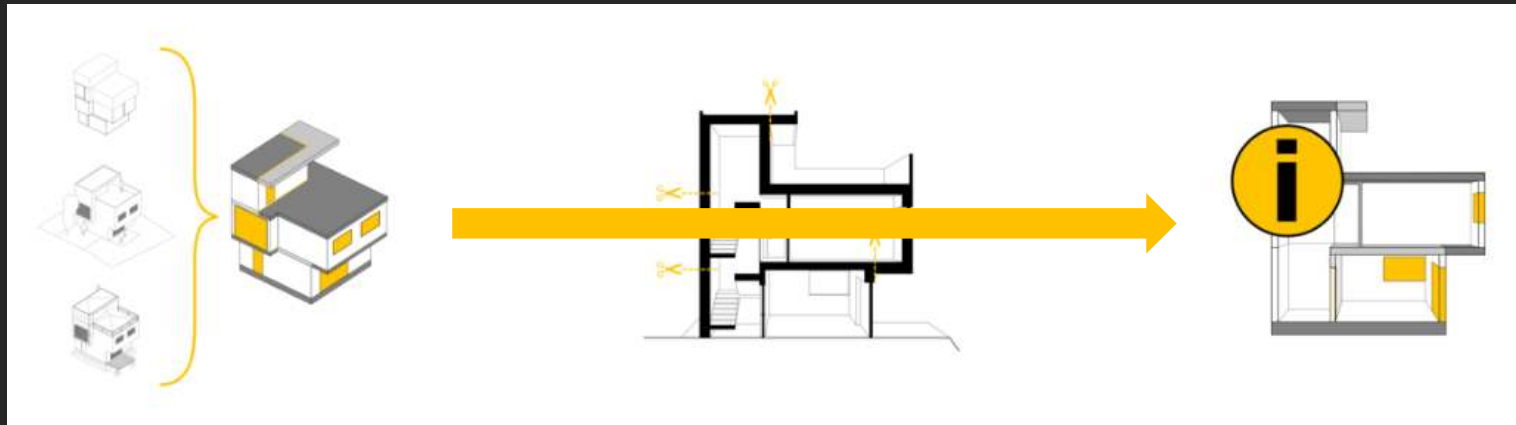
Compatible with
IFC format

Automatic plan
extraction from BIM

2D and 3D
visualization

Normal & evac
simulation

Automatic simulation plan extraction from original BIM models



80% time reduction

Preparing BIM plans for simulation takes up as much as 80% of project time. This is now a thing of the past!

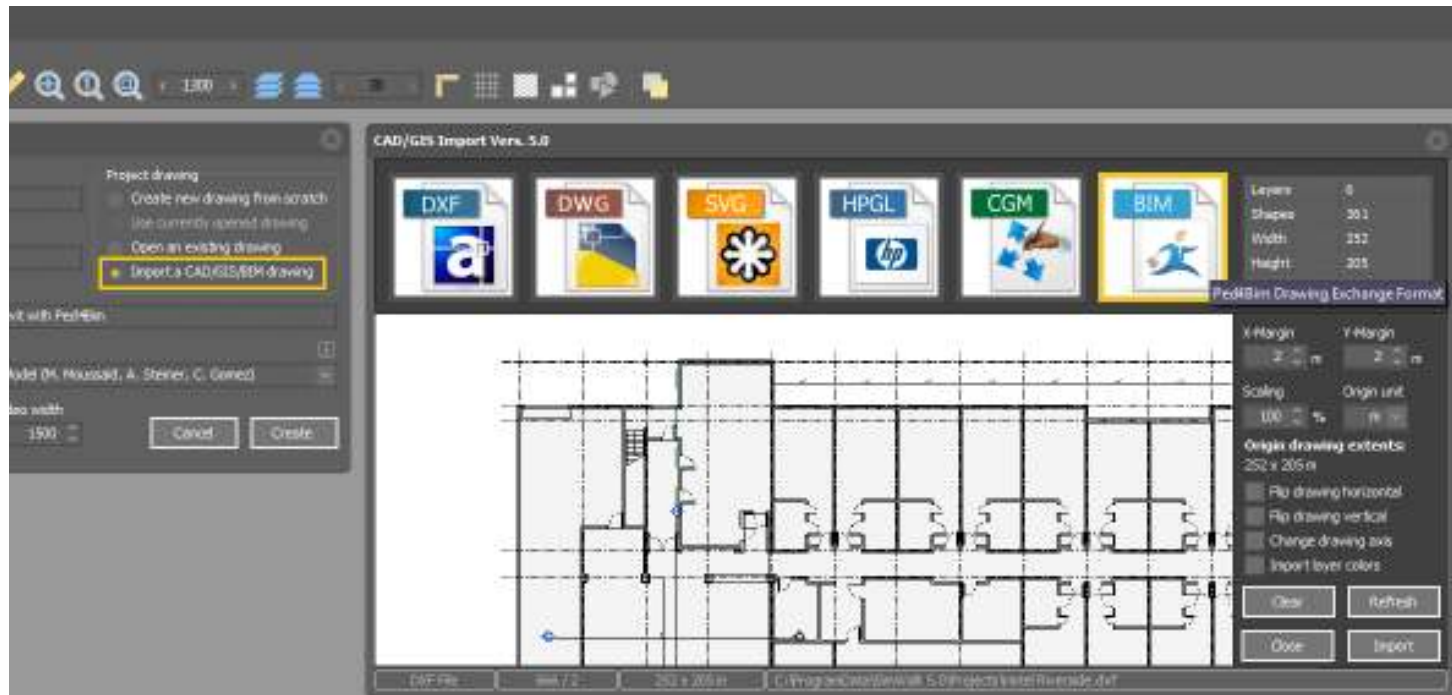


Extractor

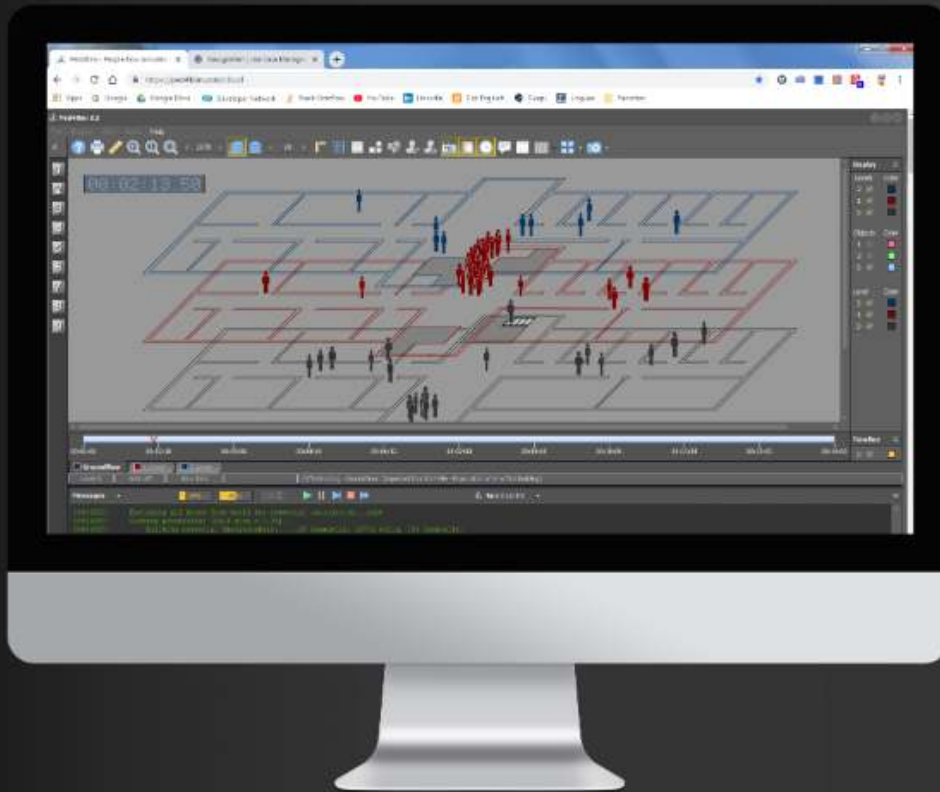


Ped4BIM provides a **seamless integration** and extraction of BIM to IFC.

Low friction workflow from BIM to Ped4BIM.



Integration of other formats
(.dxf, .dwg. and .svg).

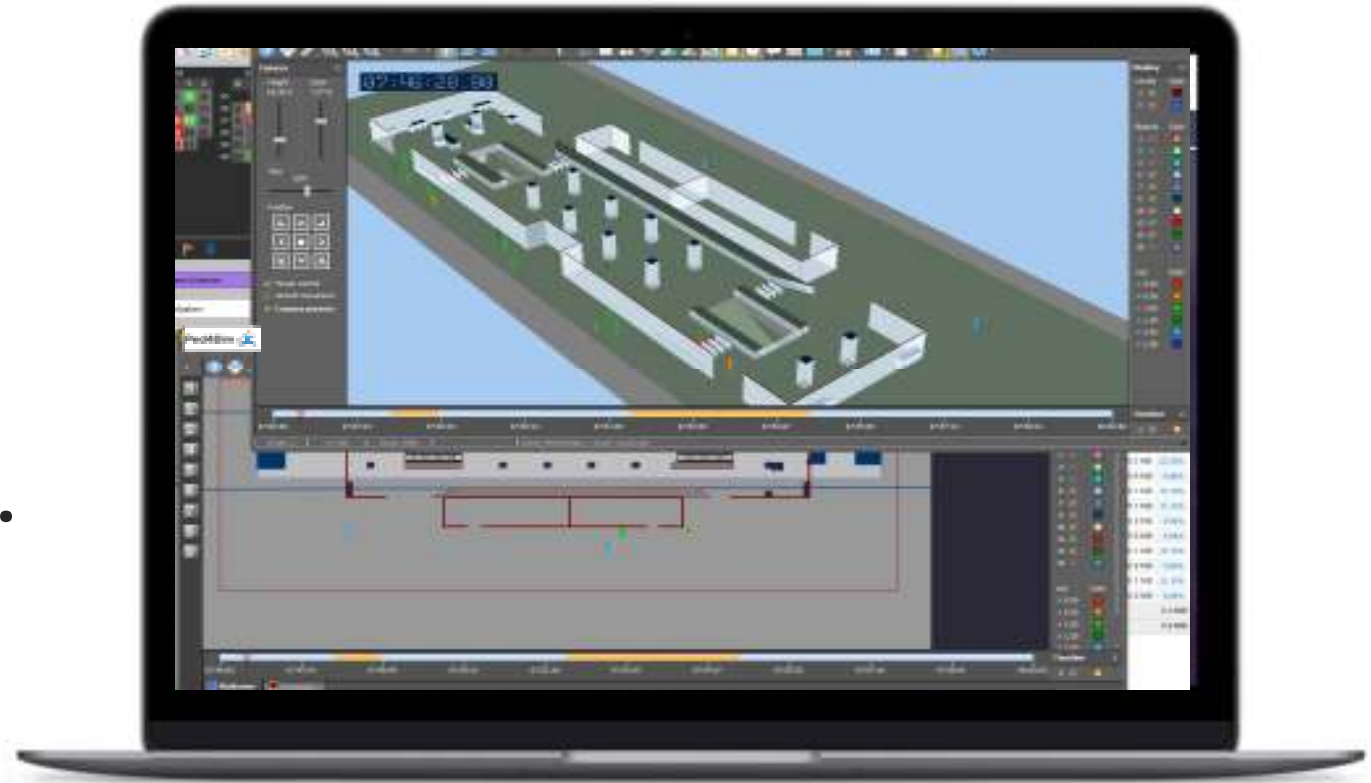


Cloud-based simulation delivery.
On demand, no special hardware, no updates, no maintenance.

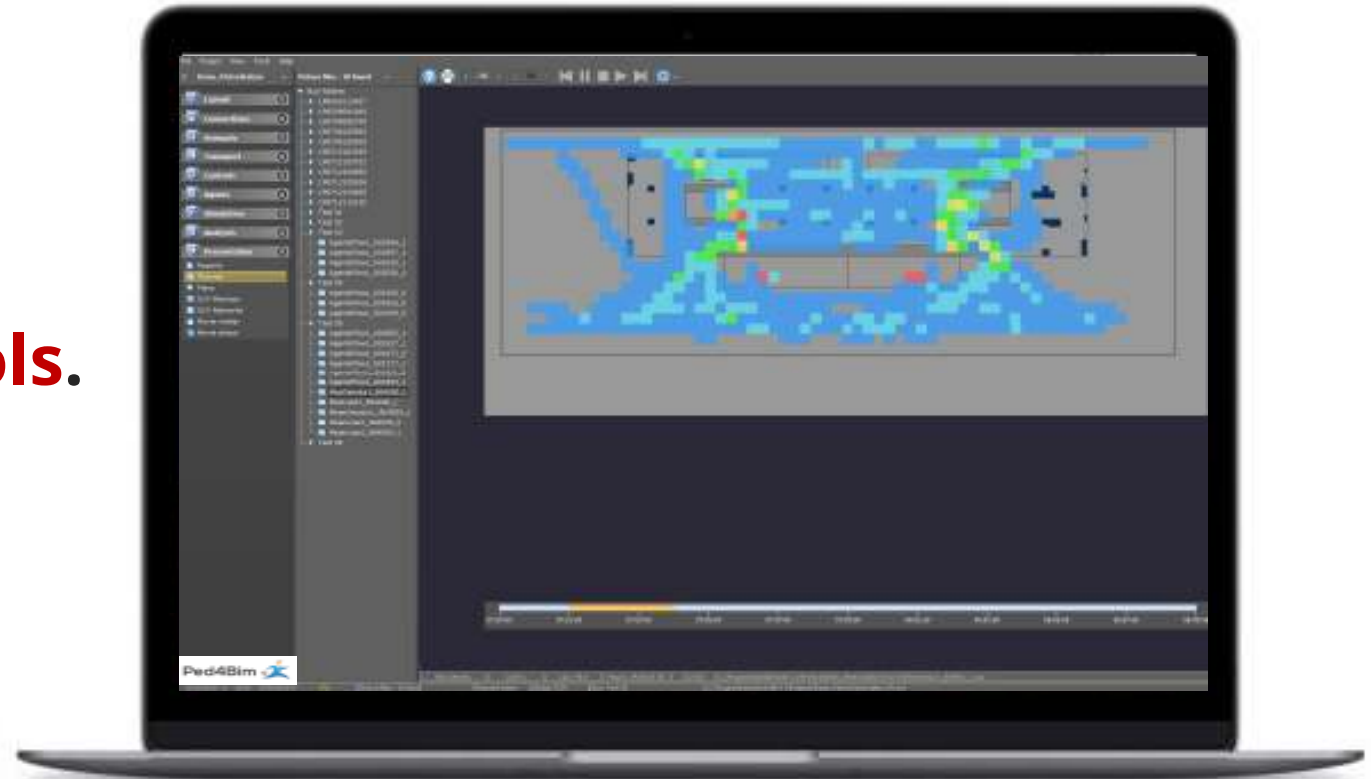
Desktop as a Service

Delivered as a DaaS solution, Ped4Bim provides full flexibility of application and cost performance.

Modern
multi-panel
graphical
user interface.



A broad range
of **analysis tools**.



Help me with... 

ALL CATEGORIES > QUICK START GUIDE > 5. START SIMULATION RUN

5. Start simulation run


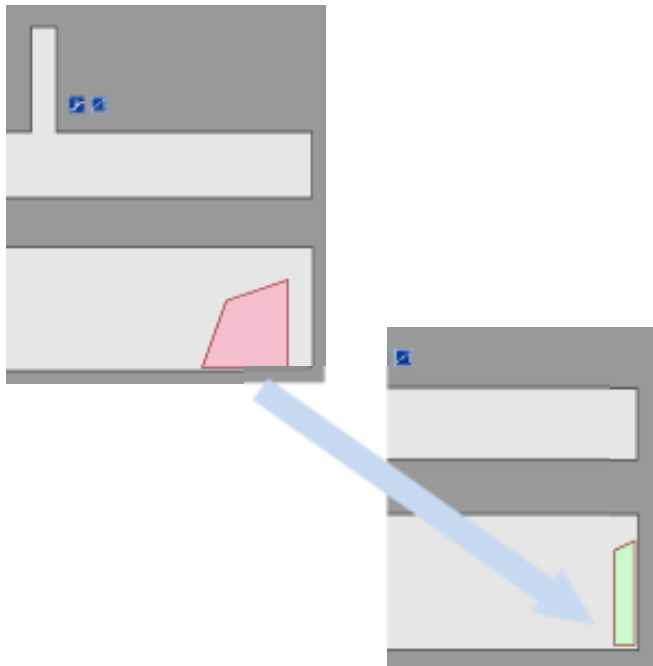
The Ped4Bim data viewer is subdivided into the following areas:

- 1 **Display toolbar** - grouping of tool buttons to navigate and control
- 2 **Camera control panel** - grouping of camera control elements (3D only)
- 3 **2D/3D display** - view box for 2D and 3D rendering
- 4 **Display control panel** - checkboxes to set levels, objects, and agents visibility
- 5 **Timeline and status bar** - graphical runtime indicator and status information



Always informed
with the Ped4Bim
online User Guide.

1. MAIN SETUP DYNAMICS

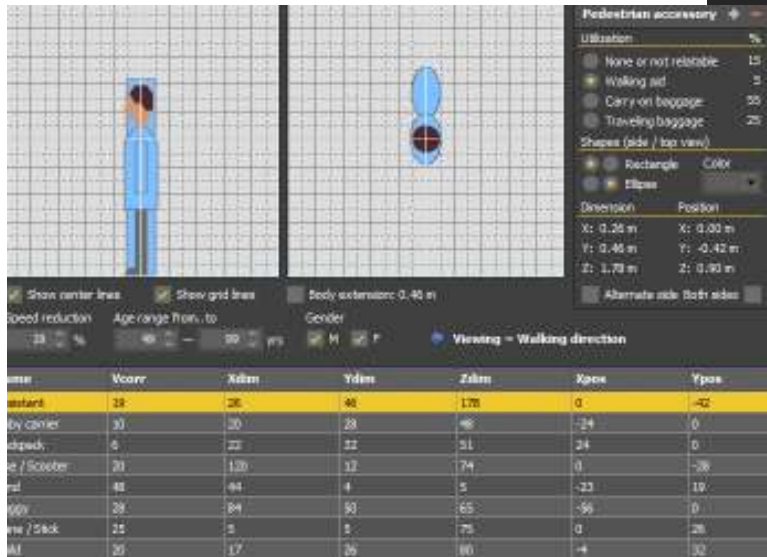
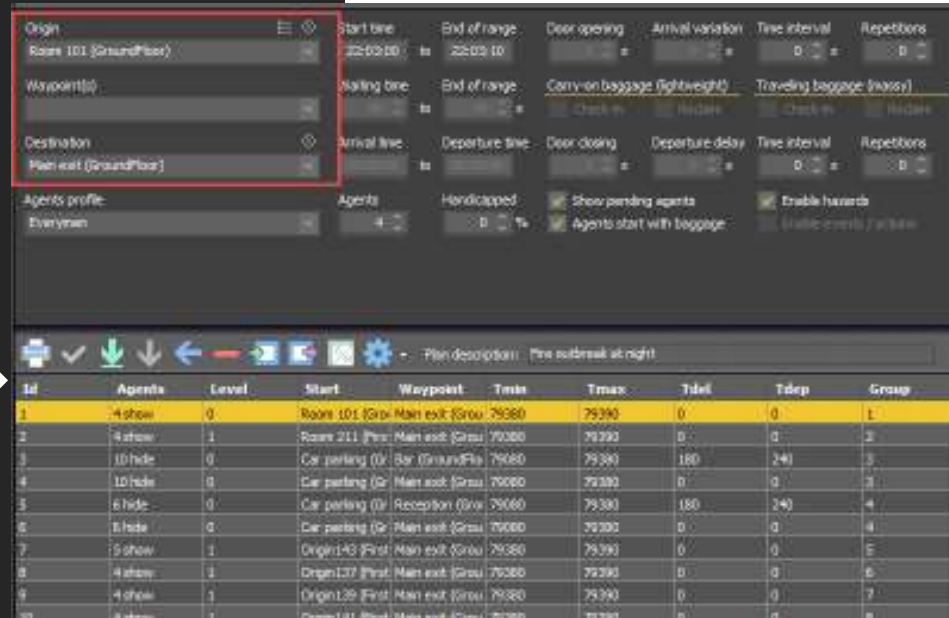


START AND EXIT AREAS

Simulated facilities are tagged with start and exit areas according to expected crowd flows.



2. Agent profiles and paths

The screenshot shows the Ped4Bim interface with a 3D view of a pedestrian and a table of agent data. The table has columns for Id, Agents, Level, Start, Waypoint, Tmin, Tmax, Tdel, Tdep, and Group.

Id	Agents	Level	Start	Waypoint	Tmin	Tmax	Tdel	Tdep	Group
1	4 show	0	Room 101 (Grou	Main exit (Grou	79380	79390	0	0	1
2	4 show	1	Room 211 (Pro	Main exit (Grou	79380	79390	0	0	2
3	10 hide	0	Car parking (O	Bar (GroundFlo	79080	79380	180	240	3
4	10 hide	0	Car parking (O	Main exit (Grou	79080	79380	0	0	3
5	6 hide	0	Car parking (O	Reception (Grou	79060	79380	180	240	4
6	6 hide	0	Car parking (O	Main exit (Grou	79080	79380	0	0	4
7	5 show	1	Origin43 (First	Main exit (Grou	79380	79390	0	0	5
8	4 show	1	Origin137 (First	Main exit (Grou	79380	79390	0	0	6
9	4 show	1	Origin129 (First	Main exit (Grou	79380	79390	0	0	7
10	4 show	1	Origin111 (First	Main exit (Grou	79380	79390	0	0	8

Origin / destination of groups

Definition of agent types and paths (origin /destinations) complement a simulation scenario.



BIM - in the cloud

On-demand, no special hardware, no updates, no maintenance.

[ORDER ACCOUNT](#)

[DOWNLOAD DEMO](#)

Order directly a DaaS account or download on premise **demo software.**

Yearly returning subscription fee

Upgrades & support included

Introductory trainings

Project services available

The next step

BPM = Building People Modeling

1

Ped4Bim's cloud based software delivery and calculation provides the next generation of crowd simulation software.

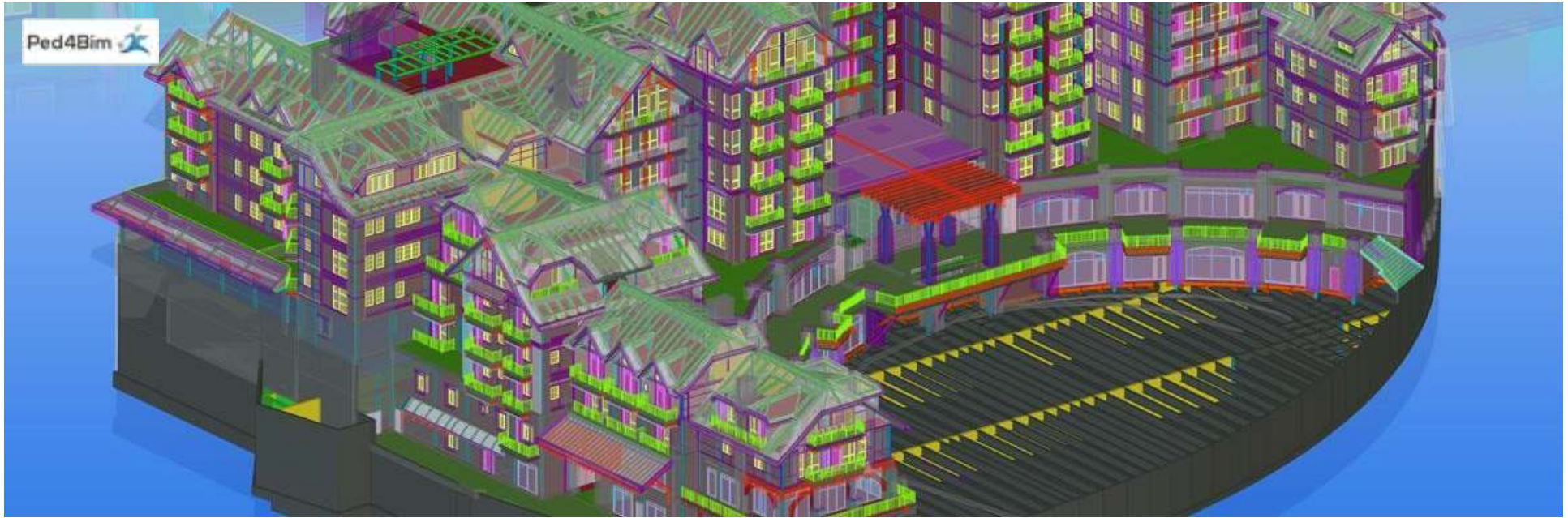
2

BIM plan extraction of simulation plans allows time savings up to 80%.

3

Ped4Bim features provide your company the successful deployment of pedestrian simulation on time and in budget.





THANK YOU !